


Cutting-Edge Accessories.



SprayCabinet - With the increasing concerns over biosecurity and disease control, the all-new **Lubing SprayCabinet System** is an excellent addition to any layer operation. High-pressure spray nozzles in the enclosed cabinet safely spray the lower chain of the conveyor. The SprayCabinet can be operated during egg collection, saving time during wash-down.



ChainKeeper - The **Lubing ChainKeeper System** offers piece of mind by protecting your conveyor system from a catastrophic break-down. As every producer knows, conveyor down-times can translate to significant dollar losses. By sensing the pulse of the conveyor chain, the all-new **ChainKeeper System** is designed to detect, shut down and alert when there is a chain break or drop-out and allow your production to get back on line as quickly as possible.



DripCanopy - The **Lubing DripCanopy System** offers a simple solution to help maintain a cleaner environment and make end-of-day cleaning a cinch. Simply pull the dirty paper off and roll out a new piece. The **DripCanopy** can easily be installed on new and existing conveyors to offer protection from egg droppings. The **DripCanopy** is available for all conveyor widths and can easily accommodate bends.




Accumulator Tables - The **Lubing Accumulator Table** offers increased flexibility in directing eggs into the grading machines from any Lubing Curve or Belt Conveyor System. Made from heavy-duty stainless steel, Lubing's Accumulator Tables are custom-made and can be configured for nearly any situation.

System Capacities

At a speed of 25 feet per minute, with adequate space for safe loading, the capacities are:

	Width	Capacity
Type 250	10 inches	32,400 eggs/hr (90 cases/hr)
Type 350	14 inches	45,000 eggs/hr (125 cases/hr)
Type 500	20 inches	68,400 eggs/hr (190 cases/hr)
Type 750	30 inches	108,000 eggs/hr (300 cases/hr)
Type 1000	40 inches	144,000 eggs/hr (400 cases/hr)



Egg Conveying Technology



Curve Conveyor for Egg Transport

Territories by Salesman

Northeast/Canada MA, VT, NH, ME, RI, CT, NY, NJ, PA, DE, MD, VA, WV, NC, MI, OH
GEORGE BAILEY
 Cell: (540) 908-8899 East Canada: MB, ON, QC, NB, NL, PEI
 Fax: (540) 434-1925
 E-mail: gbailey@lubingusa.com

Southeast AL, FL, GA, KY, IN, MS, LA, SC, TN
BARRY DUTTON
 Cell: (205) 612-5625
 Fax: (240) 368-8784
 E-mail: bdutton@lubingusa.com

Midwest/Canada AK, AR, CO, KS, MO, MT, ND, NE, NM, OK, SD, TX, WY
STEVE KUYKENDALL
 Cell: (469) 644-0220 West Canada: AB, SK, BC, YT, NT
 Fax: (972) 223-2472
 E-mail: skuykendall@lubingusa.com

West Coast AZ, CA, ID, NV, OR, UT, WA, HI
International Sales
KURT HUTT
 Cell: (423) 464-0500
 Fax: (423) 709-1001
 E-mail: khutt@lubingusa.com

Technical details subject to change.
 12 / 2016

Curve Conveyor System.

Born to Ride.

And Ride and Ride and Ride...


Cutting-Edge Egg Conveying Technology.

LUBING Egg Conveyors have become the most trusted systems in the industry because of their exceptional quality, reliability, performance and trouble-free operation. **Did you know that more than 75% of all table-grade and breaking stock eggs are riding on a LUBING?**

The conveyor system is a critical component to egg farms of all sizes. Variations in bird housing arrangements generally require custom designed solutions. With this in mind, we developed the LUBING Curve Conveyor System to be modular in construction with the ability to cope with any imaginable requirements; any necessary curves, heights and distances.



Cutting-Edge Components.

 LUBING Certified Installation Services are available upon request.